



6th Std - Science - Term - 3

Unit - 1 - Magnetism



TextBook Back Exercise - Circle the odd ones and give reasons

and Use the words, 'Attract, Repel, Turn around' to describe what happens in each case.

Click / Scan QR Code to Attempt Textbook Back Questions as Practice Test Online and View the Answer with Solution Steps.

1. Circle the odd ones and give reasons

1. Iron nail, pins, rubber tube , needle.

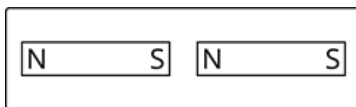


2. Lift, escalator, electromagnetic train, electric bulb.

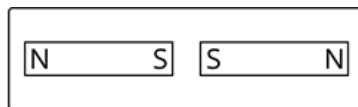
3. Attraction, repulsion, pointing direction, illumination.

2. Diagram based questions

The following diagrams show two magnets near one another. Use the words, 'Attract, Repel, Turn around' to describe what happens in each case.



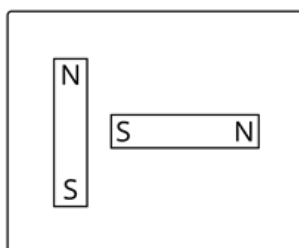
(a)



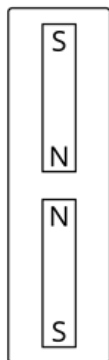
(b)



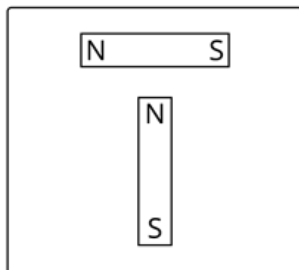
(c)



(d)



(e)



(f)