

6th Std - Science - Term - 3

Unit - 1 - Magnetism

TextBook Back Exercise - Circle the odd ones and give reasons and Use the words, 'Attract, Repel, Turn around' to describe what happens in each case.

[Click This Link to Attempt Textbook Back Questions as Practice Test Online and View the Answer with Solution Steps.](#)

1. Circle the odd ones and give reasons
--

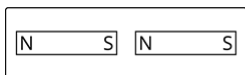
1. Iron nail, pins, rubber tube , needle.
2. Lift, escalator, electromagnetic train, electric bulb.
3. Attraction, repulsion, pointing direction, illumination.

Click This To View Answer with Solution Steps

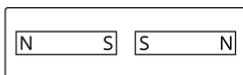
[View solution](#)

2. Diagram based questions

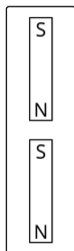
The following diagrams show two magnets near one another. Use the words, 'Attract', 'Repel', 'Turn around' to describe what happens in each case.



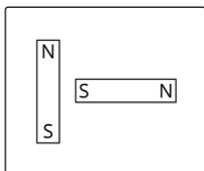
(a)



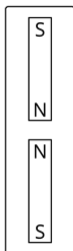
(b)



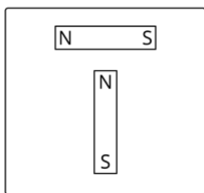
(c)



(d)



(e)



(f)

Click This To View Answer with Solution
Steps

[View solution](#)